


CAPTURE ONE FOR IPHONE

JUNE 14, 2023

CAPTURE  ONE

Freedom to move with Capture One for iPhone

Giving photographers the freedom to make any location the perfect one, from June 14, 2023, Capture One is available for iPhone.

With lighter gear that fits in your pocket, shoot right into your phone, auto-apply edits on the spot, and share images and collaborate with your team – all from the convenience of your iPhone.

The app is the latest addition to the product lineup from Capture One, giving photographers the power to spend more time on creativity without the hassle.

With our unique color and image processing, incredible tethering abilities, Capture One for iPhone offers a whole new way for photographers to work, no matter where they, or their collaborators, are.





Capture One for iPhone key features

Be confident that you are getting the right shots on location. Shoot directly into your phone, auto-apply your edits to incoming shots, let your team preview and select the photos on location or remotely, in real time or at their own speed, on any device they prefer.

Connectivity

Connect your camera and shoot directly to your phone. Shoot, see, and review your photos in real time on your iPhone.

Instantly edit shots as you shoot

Auto-apply your edits to all incoming shots with Next Capture Adjustments. Stay in the flow of shooting and transform dull RAWs into edited, near-final looks – leaving clients impressed with a more exciting image.

Collaborate with Live

Share a Live link with your on-location or remote team so they can follow the shoot in real time. They can make selections of their favorite images and give feedback to you seamlessly, all in one place.

Color and quality

Mind-blowing colors and image quality in your pocket. Take the renowned RAW conversion and color processing power of Capture One anywhere.



Basic editing on the move

Start your editing sessions anywhere with an easy-to-use interface or apply Next Capture Adjustments while you are shooting. Then you can export your files to continue editing in your preferred app or use the cloud transfer to move your photos and edits to Capture One Pro and finish the job there.

Delivery on location


Deliver edited images on the spot to the client. You can export your photos and deliver them to your client your way e.g. Airdrop, file transfers such as Dropbox, etc.

Styles

Style your images with a single click for instant looks to get a big chunk of your editing done and speed up your workflow. Plan your looks before a shoot and then easily Airdrop existing Styles or create them directly in the App.

Culling on the go

Select the best photos of the shoot anywhere. Finish detailed edits on your favorite app. Back up your images and edit on the go or at home by exporting RAW, JPEG, TIFF, or EIP files to an external hard drive. Or seamlessly transfer your images through the cloud to Capture One Pro, letting you finish your work on desktop with ratings, color tags, and edits intact.



All Capture One for iPhone Features

Capture	Tether camera wirelessly or via a USB cable & camera adapter to the iPhone, apply Next Capture Adjustments. Camera settings
Import	Import from camera roll, files, a plugged-in camera or an SD card Create albums Sort and filter
Cull	Star rate Color tag Select Next When
Quick Edits	Apply styles Fujifilm simulations Import Styles
Geometry	Crop Rotation Keystone
Editing tools	White balance (wb & tint), Exposure (exposure, contrast, brightness, saturation), Color Editor, B&W, Vignetting Dynamic Range (highlights, shadows, whites, blacks), Clarity and structure Dehaze (auto and manual)
Collaborate with CO Live	Share an album via Live Get star ratings and color tagging on shared photos View and reply to comments
Workflow efficiency	Before/After, Undo / Redo / Reset, Display basic metadata Copy and apply (selective adjustments)
Send to desktop and export	Add album to the cloud, to be imported into CO Pro desktop Export jpgs (predefined recipes), Export EIPs, Originals, TIFF, Watermark (text-only) Share to any relevant app, including cloud storage ones, or save to files, Airdrop
Settings	Exposure Warning settings

Download and pricing

The Capture One iPhone app will be available for general download in the [App Store](#) from June 14, 2023.

A subscription for the iPhone app is \$4.99/£4.49/€5.49 per month.

Those who have [Capture One for iPad](#) or the [All in One bundle](#) will have access to the iPhone app at no additional cost.




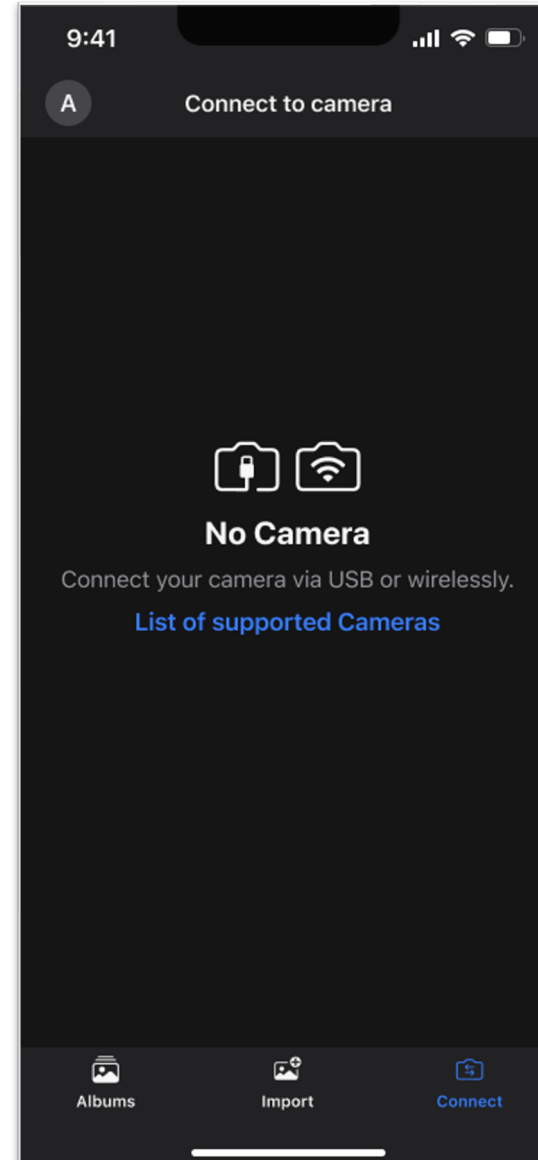
How to connect your camera

One of the most valuable features of our app is the ability to connect your camera and shoot straight into your iPhone. To get there, you need to decide how to connect your camera.

With a cable (most cameras support this type of connection). You need to have:

- A camera adapter from Apple. Either [this](#)* or [this](#).
- A USB cable to connect to your camera and the adapter. If you don't already have one, you can purchase it [here](#).
- Make sure to turn off USB charging on your camera or else it might try to charge through the connection.

Wirelessly see our guide [here](#) and make sure that your camera supports this type of connection. See if your camera is supported [here](#).



*as of June 14, 2023, there is a bug in iOS 16.5 making the Lightning USB 3 incompatible with iPhones on this version. Other dongles should still be compatible.

Download images to use in your coverage here:

captureone.co/mediakit_COforiPhone

IMPORTANT: You may only use the images from the media kit in coverage related to Capture One for iPhone and only until the 11th of April 2025.

If you have any questions or would like to know more, please reach out to Mariann Eliassen on mae@captureone.com.

